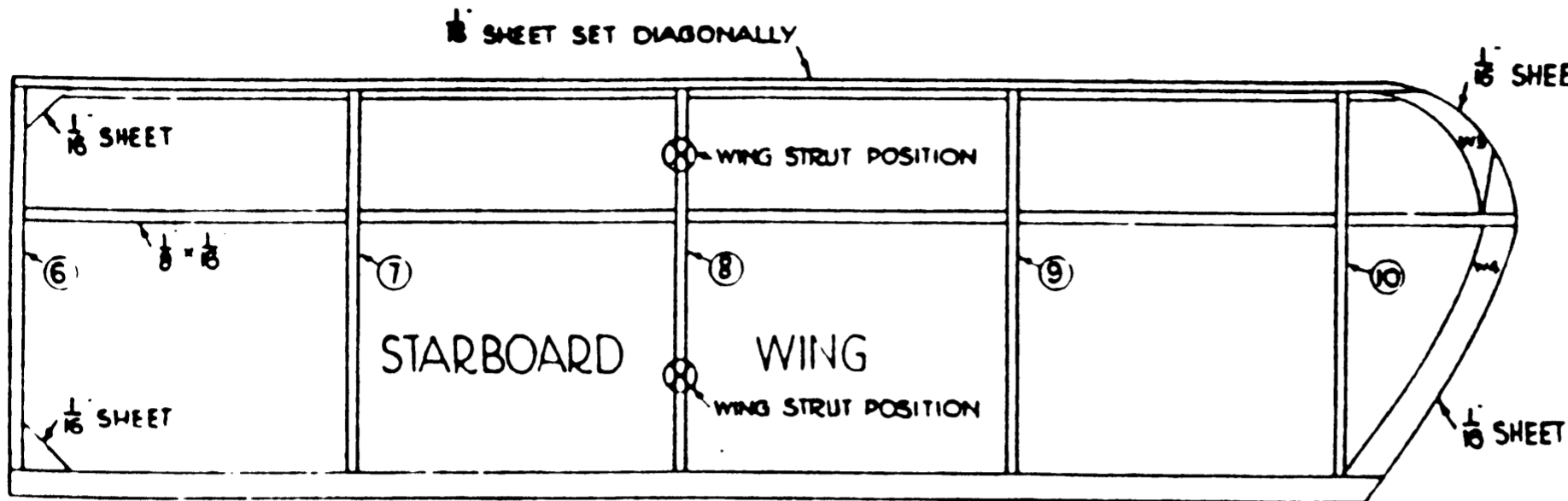


PORT & STARBOARD WING PANELS FINISHED & COVERED BEFORE CEMENTING IN POSITION.

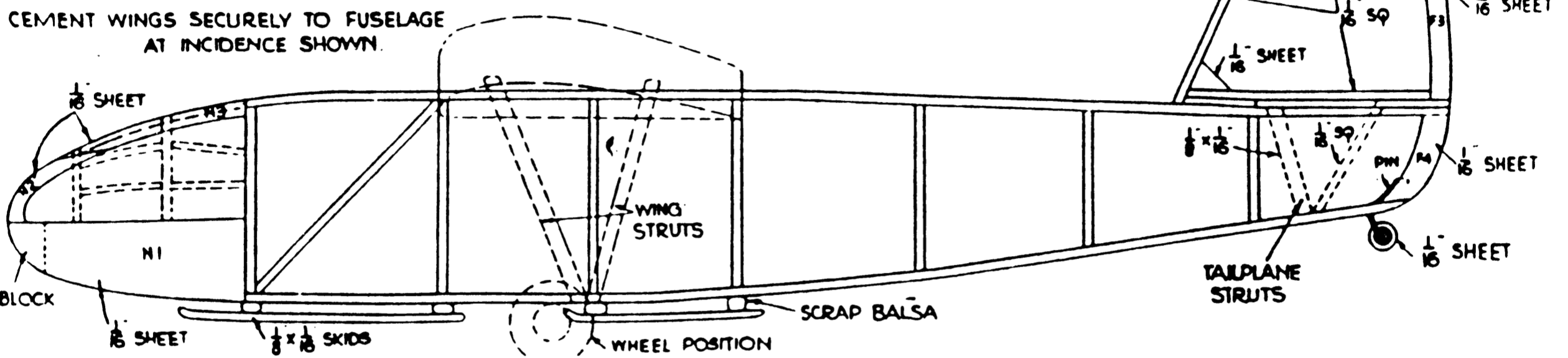
ASSEMBLY NOTES:

MAKE TWO FUSELAGE SIDES & ASSEMBLE WITH CROSS SPACERS. ADD $\frac{1}{16}$ " SHEET NOSE SIDES & BLOCK. THEN COMPLETE NOSE BY ADDING $\frac{1}{16}$ " SHEET UPPER NOSE FRAMES & $\frac{1}{8} \times \frac{1}{16}$ " SPACERS COVER WITH THIN CELLULOID & PAINT ON FRAMEWORK AS SHOWN DOTTED, CEMENT TAILPLANE IN POSITION - COMPLETE FIN AFTER COVERING FUSELAGE. CEMENT WINGS SECURELY IN POSITION & ADD STRUTS

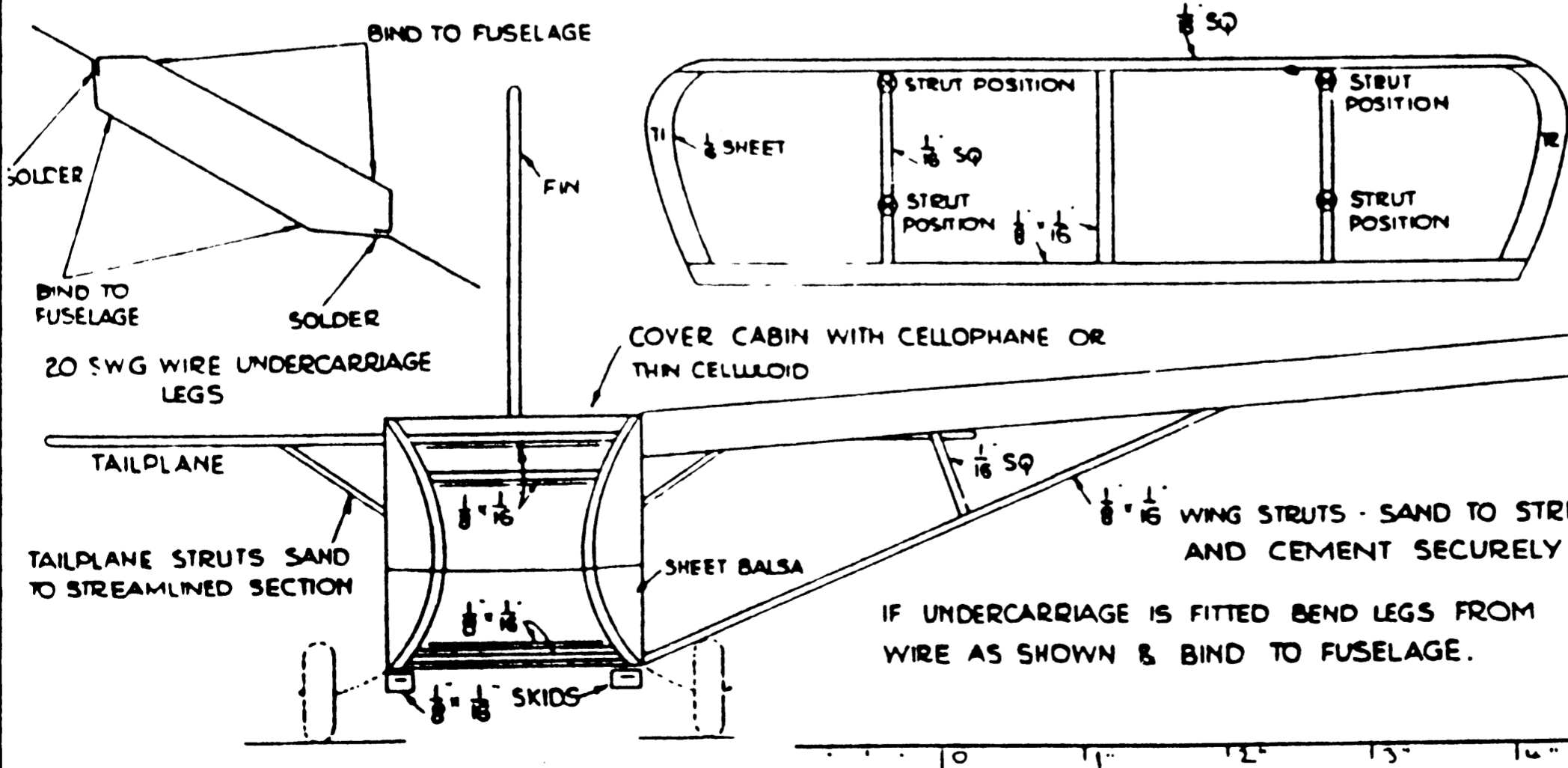
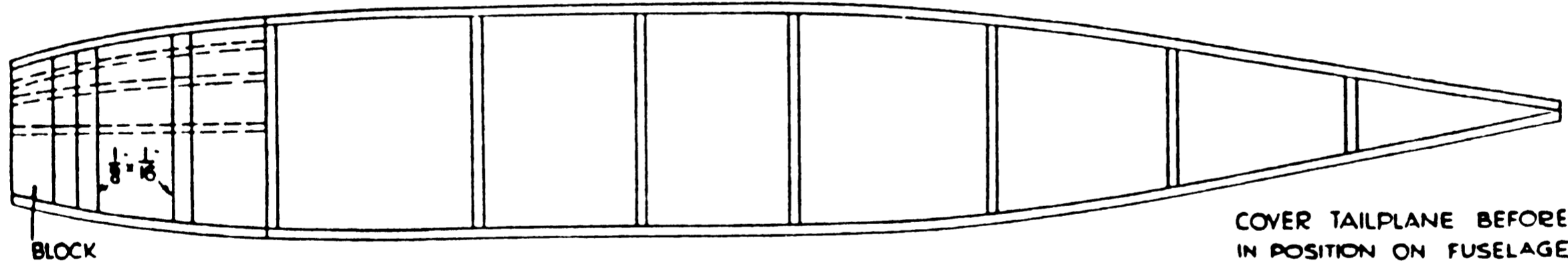


FINALLY ADD SKIDS TAILPLANE STRUTS, ETC

CEMENT WINGS SECURELY TO FUSELAGE AT INCIDENCE SHOWN.



ALL BASIC FUSELAGE MEMBERS $\frac{1}{16}$ " SQ. COVER CABIN WITH CELLOPHANE OR THIN CELLULOID & PAINT ON FRAME LINES.



BRITISH MODEL AIRCRAFT MANFG CO
DESIGNED BY A.M. COLBRIDGE
TRACED BY D.V.C. 29.12.44
CHECKED BY R.H.W. 3.1.45
PASSED FOR ISSUE: H.W.P. 10.1.45

SKYLEADA FLYING SCALE GLIDER SERIES 20" WING SPAN
WACO CG-13 CARGO GLIDER

BRITISH MODEL AIRCRAFT MANFG CO
SPAN: 20"
LENGTH O/A: 12"
APPROX FLYING WEIGHT
3/4 OZ.